

2014 Youth Olympic Area Trials – Fact Sheet (updated Feb 4, 2014 *)

Dates:

April 4-5, 2014 (Hammer April 4; All other events April 5)

Site:

Miramar, FL (Miami area)

Qualify for:

Youth Olympic Games, Nanjing, China August 20-26, 2014

Who is eligible:

Athletes born 1997 or 1998.

General information:

Rather than representing their countries, athletes represent one of five areas:

Africa
Americas (North, Central and South America, and the Caribbean)
Asia
Europe
Oceania

How to qualify for the “Americas” team:

The team is selected from 3 separate trials:

1. Trials in the US (April 5-6, 2014). These include the following countries:

US

Canada

Spanish speaking NACAC countries not in Carifa (see Carifta trials, below).

Those NACAC countries are:

Aruba	Guatemala	Puerto Rico
El Salvador	Haiti	
Costa Rica	Honduras	
Cuba	Mexico	
Dominican Republic	Netherlands	

2. Carifta Trials (April 18-21, 2014) in Martinique. Carifta nations are:

Antigua and Barbuda	Jamaica
Barbados	St. Kitts and Nevis
Belize	St. Lucia
Dominica	St. Vincent and the Grenadines
Grenada	Martinique
Guyana	Montserrat
Suriname	Trinidad and Tobago

3. CONSUDATLE (South American) Trials – May 18-19, 2014 – Colombia

Argentina	Panama
Bolivia	Paraguay
Brazil	Peru
Chile	Uruguay
Colombia	Venezuela
Ecuador	

How do you make the team?

- After all of the above trials are completed, a committee will select those athletes who will represent the Americas. (There are no qualifying standards, per se. It is presumed that the athletes selected would have met USATF youth trials entry standards – to be posted soon).
 - o Priority will be given to those athletes whose performance in the qualifying period (January 1, 2013 through April 1, 2014) make them most likely to medal at the Youth Olympics. The mark to which it is compared to the average performances of the medalists of the 1) 2010 Youth Olympics; 2) 2011 IAAF World Youth Championships; 3) 2013 IAAF World Youth Championships.
- Only 1 athlete per country is allowed per event, and 1 event per athlete.
- The total team from all of the Americas (North, Central, South America and the Caribbean) is estimated to be at 131 athletes.
- The total amount of US team members will be 14 (total of boys and girls). This is dependent on the USOC's allocation of funds. If more funds are available, it is possible that more athletes might be selected.
- The International Team Selection Committee of the USATF Youth Division and others will select the team. They are as follows (subject to change):

Lionel Leach (Youth Chairman)
Harold Martin (Youth member)
Norine Richardson (Youth Legal Counsel)
Sandy Snow (USATF National office rep)
Glen Mc Micken (USATF statistician)

Ann Gaffigan (AAC rep)
Allen Johnson (athlete rep)

- The names of the athletes will be submitted to the USOC on or before June 14, 2014.

See following tables for:

- **Athletes allocated per Area per event**
- **Average of performances by event made at : 2010 Youth Olympic Games, 2011 and 2013 IAAF World Youth Championships**
- **2014 Youth Olympic Games Schedule of Events**
- **Leading returnees (born 1997-1998) from 2013.**

2014 Youth Olympic Games - Athletes per Area per Event

Boys	AFRICA	AMERICAS	ASIA	EUROPE	OCEANIA	totals
100 Metres	1	7	3	2	2	15
200 Metres	1	9	2	2	1	15
400 Metres	3	7	2	2	1	15
800 Metres	9	1	1	3	1	15
1500 Metres	9	2	1	2	1	15
3000 Metres	11	1	1	1	1	15
110m Hurdles	2	6	4	2	1	15
400 Metres Hurdles	2	6	5	1	1	15
2000 Metres Steeplechase	10	1	2	1	1	15
High Jump	1	4	4	5	1	15
Pole Vault	1	3	2	8	1	15
Long Jump	1	3	4	6	1	15
Triple Jump	1	4	2	7	1	15
Shot Put	1	3	1	9	1	15
Discus Throw	2	4	2	6	1	15
Hammer Throw	2	1	1	10	1	15
Javelin Throw	2	1	1	10	1	15
10,000 Metres Race Walk	1	4	4	5	1	15
totals	60	67	42	82	19	270
Girls	AFRICA	AMERICAS	ASIA	EUROPE	OCEANIA	totals
100 Metres	1	8	1	4	1	15
200 Metres	1	5	1	7	1	15
400 Metres	1	8	2	3	1	15
800 Metres	3	3	1	7	1	15
1500 Metres	8	2	1	3	1	15
3000 Metres	8	1	3	2	1	15
100m Hurdles	1	8	1	4	1	15
400 Metres Hurdles	2	6	1	5	1	15
2000 Metres Steeplechase	9	2	1	2	1	15
High Jump	2	2	1	8	2	15
Pole Vault	1	2	1	8	3	15
Long Jump	1	5	1	7	1	15
Triple Jump	1	2	2	9	1	15
Shot Put	1	2	2	9	1	15
Discus Throw	1	2	4	5	3	15
Hammer Throw	1	1	1	11	1	15
Javelin Throw	1	4	1	7	2	15
5000 Metres Race Walk	1	1	5	7	1	15
totals	44	64	30	108	24	270

Boys

	Americas Allocation	2010 YOG Top 3 Avg	2011 WY Top 3 Avg	2013 WY Top 3 Avg	Average of 3
100 Metres	7	10.48	10.53	10.36	10.46
200 Metres	9	21.31	20.99	20.70	21.00
400 Metres	7	47.19	46.42	46.38	46.66
800 Metres	1	1000m	1:49.16	1:48.21	1:48.69
1500 Metres	2	1000m	3:39.28	3:40.63	3:39.96
3000 Metres	1	8:08.11	7:40.49	7:55.34	7:54.65
110m Hurdles (36")	6	13.44	13.45	13.23	13.37
400 Metres Hurdles	6	50.78	51.12	50.82	50.91
2000 Metres Steeplechase	1	5:39.33	5:32.37	5:23.78	5:31.83
High Jump	4	2.18	2.13	2.18	2.16/7-01
Pole Vault	3	5.02	5.15	5.18	5.12/16-09.5
Long Jump	3	7.62	7.56	7.62	7.60/24-11.25
Triple Jump	4	16.10	15.84	16.38	16.11/52-10.25
Shot Put (5kg/11#)	3	22.35	21.61	21.51	21.82/71-07.25
Discus Throw (1.5kg)	4	62.26	63.02	65.32	63.53/208-05
Hammer Throw (5kg)	1	71.47	78.43	79.02	76.31/250-04
Javelin Throw (700g)	1	77.63	80.52	77.91	78.69/258-02
10,000 Metres Race Walk	4	43:35.99	41:00.05	42:00.07	42:03.66
totals	67				

Girls

	Americas Allocation	2010 YOG Top 3 Avg	2011 WY Top 3 Avg	2013 WY Top 3 Avg	Average of 3
100 Metres	8	11.62	11.60	11.38	11.53
200 Metres	5	23.63	23.44	23.08	23.38
400 Metres	8	53.05	52.03	53.24	52.77
800 Metres	3	1000m	2:03.10	2:02.57	2:02.86
1500 Metres	2	1000m	4:10.53	4:15.28	4:12.93
3000 Metres	1	9:23.60	8:57.27	9:00.14	9:07.00
100m Hurdles	8	13.43	13.19	13.08	13.23
400 Metres Hurdles	6	58.85	58.12	58.42	58.46
2000 Metres Steeplechase	2	6:36.43	6:19.74	6:19.92	6:25.36
High Jump	2	1.85	1.85	1.83	1.84/6-00.5
Pole Vault	2	4.25	4.18	4.15	4.19/13-09
Long Jump	5	6.32	6.17	6.34	6.28/20-07.25
Triple Jump	2	13.08	13.37	13.71	13.39/43-11.25
Shot Put	2	15.54	14.95	18.77 3kg	15.25/50-00.5*
Discus Throw	2	50.99	52.99	53.58	52.52/172-04
Hammer Throw	1	57.68	56.97	71.26 3kg	57.33/188-01*
Javelin Throw	4	52.54	55.71	58.56 500g	54.76/179-08*
5000 Metres Race Walk	1	22:30.62	21:55.53	22:35.21	22:20.45

* 2013 WY 2013 WY not included in avg

totals 64



**Athletics Competitions - 17-23 August 2014
TIMETABLE**

DAY 1 - Stage 1 - Wednesday Evening, 20 August			
18:30	Discus Throw	G	Q
18:35	3000m	G	R1
18:40	High Jump	B	Q
18:55	3000m	B	R1
19:00	Pole Vault	G	Q
19:20	100m H	G	R1 1/3
19:27	100m H	G	R1 2/3
19:34	100m H	G	R1 3/3
19:45	110m H	B	R1 1/3
19:52	110m H	B	R1 2/3
19:59	110m H	B	R1 3/3
20:00	Long Jump	G	Q
20:15	400m	G	R1 1/3
20:20	Discus Throw	B	Q
20:22	400m	G	R1 2/3
20:29	400m	G	R1 3/3
20:45	400m	B	R1 1/4
20:52	400m	B	R1 2/4
20:59	400m	B	R1 3/4
21:06	400m	B	R1 4/4
21:15	800m	G	R1 1/3
21:24	800m	G	R1 2/3
21:33	800m	G	R1 3/3

DAY 2 - Stage 1 - Thursday Evening, 21 August			
18:30	Hammer Throw	G	Q
18:35	Shot Put	B	Q
18:50	High Jump	G	Q
19:00	2000m SC	B	R1
19:20	2000m SC	G	R1
19:35	Long Jump	B	Q
19:40	1500m	B	R1 1/2
19:50	1500m	B	R1 2/2
20:05	100m	G	R1 1/5
20:12	100m	G	R1 2/5
20:15	Hammer Throw	B	Q
20:19	100m	G	R1 3/5
20:20	Shot Put	G	Q
20:26	100m	G	R1 4/5
20:33	100m	G	R1 5/5
20:45	100m	B	R1 1/5
20:52	100m	B	R1 2/5
20:59	100m	B	R1 3/5
21:06	100m	B	R1 4/5
21:13	100m	B	R1 5/5

DAY 3 - Stage 1 - Friday Evening, 22 August			
18:30	Triple Jump	B	Q
18:35	Javelin Throw	G	Q
18:55	400m H	G	R1 1/2
19:00	Pole Vault	B	Q
19:01	400m H	G	R1 2/2
19:15	400m H	B	R1 1/3
19:22	400m H	B	R1 2/3
19:29	400m H	B	R1 3/3
19:40	1500m	G	R1 1/2
19:50	1500m	G	R1 2/2
20:05	200m	B	R1 1/4
20:12	200m	B	R1 2/4
20:19	200m	B	R1 3/4
20:20	Javelin Throw	B	Q
20:25	Triple Jump	G	Q
20:26	200m	B	R1 4/4
20:35	200m	G	R1 1/3
20:42	200m	G	R1 2/3
20:49	200m	G	R1 3/3
21:00	800m	B	R1 1/3
21:09	800m	B	R1 2/3
21:18	800m	B	R1 3/3

DAY 4 am - Stage 2 - Saturday Morning, 23 August			
09:00	Discus Throw	G	F B
09:05	100m H	G	F C
09:10	High Jump	B	F B
09:15	Pole Vault	G	F B
09:16	100m H	G	F B
09:24	100m H	G	F A
09:35	800m	G	F C
09:45	400m	B	F D
09:52	400m	B	F C
09:59	400m	B	F B
10:06	400m	B	F A
10:08	100m H	G	MC
10:15	Discus Throw	B	F B
10:20	100m	G	F E
10:27	100m	G	F D
10:34	100m	G	F C
10:36	400m	B	MC
10:46	100m	B	F E
10:53	100m	B	F D
11:00	100m	B	F C










DAY 5 am - Stage 2 - Sunday Morning, 24 August			
09:00	Hammer Throw	G	F B
09:05	Shot Put	B	F B
09:10	High Jump	G	F B
09:15	3000m	G	F B
09:27	Discus Throw	G	MC
09:35	Long Jump	B	F AB
09:40	3000m	B	F B
10:00	1500m	B	F B
10:10	Hammer Throw	B	F B
10:15	Shot Put	G	F B
10:20	1500m	B	F A
10:25	800m	G	MC
10:35	200m	G	F C
10:42	200m	G	F B
10:49	200m	G	F A
10:55	Long Jump	B	MC
11:00	1500m	B	MC

DAY 6 am - Stage 2 - Monday Morning, 25 August			
09:00	Javelin Throw	G	F B
09:10	2000m SC	G	F B
09:20	Pole Vault	B	F B
09:25	Hammer Throw	B	MC
09:35	Triple Jump	G	F AB
09:40	2000m SC	B	F B
09:49	Shot Put	G	MC
10:00	1500m	G	F B
10:10	Javelin Throw	B	F B
10:15	1500m	G	F A
10:21	200m	B	MC
10:30	800m	B	F D
10:40	400m H	B	F C
10:47	400m H	B	F B
10:49	Triple Jump	G	MC
11:00	400m H	B	F A
11:02	1500m	G	MC











Athletes born 1997-1998 - (thanks to the IAAF for their 2013 rankings)

BOYS

100 Meters






10.37	1.0	Kristoffer HARI	23-Dec-97	 DEN	1h1	Schweinfurt	22-Jun-13
10.42	2.0	Myles VALENTINE	11-Oct-97	 USA	1h2	Clovis, CA	31-May-13
10.44	0.0	Paul LUCAS	1-Apr-97	 USA	1	Mesa, AZ	11-May-13
10.48	1.1	Kenta OSHIMA	3-Sep-97	 JPN	1sf1	Kumagaya	15-Jun-13
10.49	0.3	Mario BURKE	18-Mar-97	 UKR	1sf3	Donetsk	11-Jul-13
10.54	1.2	Shaun CRAWFORD	23-Aug-97	 USA	1h2	Columbus, OH	7-Jun-13
10.55 (U18)	1.0	Waseem WILLIAMS	8-Jan-97	 JAM	2	Kingston (NS), JAM	15-Jun-13
10.64 (U18)	-0.2	Keanu PENNERMAN	28-Apr-97	 BAH	1	Nassau	7-Jun-13
10.65	-0.4	Aitor Same EKOBO	3-Jan-97	 ESP	8	Donetsk	11-Jul-13

200 Meters



20.84	-1.0	Thomas SOMERS	28-Apr-97	 GBR	4	Donetsk	14-Jul-13
20.99	0.0	Paul LUCAS	1-Apr-97	 USA	1	Tempe, AZ	6-Apr-13
21.05	1.2	Myles VALENTINE	11-Oct-97	 USA	1h2	Mission Viejo, CA	11-May-13
21.09	0.0	Chun-Han YANG	1-Jan-97	 TPE	2	Taipei	23-Oct-13
21.16	0.2	Kristoffer HARI	23-Dec-97	 DEN	1r1	Schweinfurt	22-Jun-13
21.22 A	1.4	Arturo DELISER	24-Apr-97	 FAN	1	Armenia (Ancizar)	17-Nov-13
21.25 (U17)	-1.0	Kenta OSHIMA	3-Sep-97	 JPN	1	Chofu	5-Oct-13
21.28	-0.6	Noah LYLES	18-Jul-97	 USA	2h8	Donetsk	12-Jul-13
21.28 A	0.2	Geoffrey KIPROTICH	23-Nov-97	 KEN	1	Nairobi	13-Aug-13
21.36 (U17)	0.0	Harrison DUDLEY	1997	 USA	2	Greensboro, NC	27-Jul-13

400 Meters



45.89	Martin MANLEY	10-Mar-97	 JAM	1	Donetsk	12-Jul-13
46.85	Ian MUTUKU	11-May-97	 KEN	1h3	Donetsk	10-Jul-13
46.93 (U16)	Jaheel HYDE	2-Feb-97	 JAM	2	Kingston (NS), JAM	16-Mar-13
47.03	Frank KURTZ	7-Feb-97	 USA	1	Sacramento, CA	27-Apr-13
47.29	Anderson CERQUEIRA	12-Apr-97	 BRA	1	Belém (Mangueirão)	9-Nov-13

800 Meters

1:51.32	Myles MARSHALL	8-Dec-97	 USA	1r1	Austin (MMS), TX	11-May-13
1:51.56	Carlton ORANGE	1997	 USA	2	Edwardsville, IL	26-Jun-13

1500 Meters

3:42.14	Tesfu TEWELDE	21-Jul-97	 ERI	2	Donetsk	14-Jul-13
3:42.2	Timothy KIPCHIRCHIR	20-Oct-97	 KEN	1	Nairobi	19-Apr-13
3:44.43	Mathiwos YOTOTA	24-May-97	 ETH	4	Donetsk	14-Jul-13
3:46.76	Meshack LETIM	30-Nov-97	 KEN	5	Warri	29-Mar-13
3:49.33	Elbachir ATOUIF	10-May-97	 MAR	2	Tiflet	26-May-13
3:50.30	Grant FISHER	22-Apr-97	 USA	1h3	Donetsk	11-Jul-13
3:50.34	Adisneh AMIBELU	24-Apr-97	 ETH	2h3	Donetsk	11-Jul-13

3000 Meters

7:53.56	Yomif KEJELCHA	1-Aug-97	 ETH	1	Donetsk	14-Jul-13
7:58.4	Meshack LETIM	30-Nov-97	 KEN	1	Nairobi	16-Mar-13
8:03.83	Mogos TUEMAY	24-May-97	 ETH	4	Donetsk	14-Jul-13
8:05.19	Awet Nftalem KIBRAB	9-May-97	 ERI	5	Donetsk	14-Jul-13
8:14.6	Moses KOECH	5-Aug-97	 KEN	7	Nairobi	11-Jun-13
8:19.97	Yohanes CHIAPPINELLI	18-Aug-97	 ITA	3r1	Chiasso	24-Aug-13
8:21.39	Gus COCKLE	7-Mar-97	 GBR	2r3	Watford	29-May-13

2000m Steeplechase

5:32.92		Hicham CHEMLAL	2-Dec-97	MAR	4	Donetsk	12-Jul-13
5:36.64		Micheale ATSBABA	27-Jun-97	ETH	5	Donetsk	12-Jul-13
5:40.5		James NDIWA	1997	KEN	3	Nairobi	11-Jun-13
5:45.50		Hailemariam KIROS	1997	ETH	3	Warri	29-Mar-13
5:50.31		Soufien CHERNI	8-Jan-97	TUN	11	Donetsk	12-Jul-13
5:51.03		Tobias WOLTER	11-Jan-97	CAN	4h2	Donetsk	10-Jul-13

110m Hurdles

13.13	-1.1	Jaheel HYDE	2-Feb-97	JAM	1	Donetsk	12-Jul-13
13.36	1.1	Takumu FURUYA	12-Mar-97	JPN	1	Nanjing	21-Aug-13
13.55	1.9	Dawid ŻEBROWSKI	8-Jan-97	POL	1	Lódz	28-Jul-13
13.61	1.1	Diego DEL MÓNACO	17-Jan-97	CHI	1h1	Santiago de Chile	5-Oct-13
13.64	-0.6	Henrik HANNEMANN	19-Jul-97	GER	1r1	Schweinfurt	22-Jun-13

400m Hurdles

51.00		Takumu FURUYA	12-Mar-97	JPN	3sf3	Donetsk	11-Jul-13
51.69		Taylor MCLAUGHLIN	3-Aug-97	USA	3	Edwardsville, IL	26-Jun-13
52.14		Mikael DE JESÚS	19-Aug-97	BRA	2	Maringá	25-Aug-13
52.34		Florian GOUACIDE	20-Jan-97	FRA	1	Gagny	29-Jun-13
52.36		Rai BENJAMIN	27-Jul-97	ANT	5sf3	Donetsk	11-Jul-13
52.58		Mohamed Fares JLASSI	9-Jan-97	TUN	1	Al-Qâhira	23-Jun-13
52.65		Ivan LOGINOV	19-Jun-97	RUS	1r1	Moskva	9-Jun-13
52.79		Witthawat THUMCHA	25-Jan-98	THA	1	Nanjing	22-Aug-13

10000m Racewalk

43:20.3 (U18)		Vladislav SARAYKIN	3-Mar-97	RUS	2	Cheboksary	8-Jun-13
---------------	--	------------------------------------	----------	-----	---	------------	----------

43:28.9		Manuel BERMÚDEZ	12-Dec-97	 ESP	2	Durango	23-Jun-13
43:34.7 (U18)		Ivan KAKAEV	13-Aug-97	 RUS	3	Cheboksary	8-Jun-13
43:51.39 (U18)		Pablo RODRÍGUEZ	14-Feb-97	 BOL	2	Lima (Barranco)	15-Jun-13
44:01.9 (U18)		Aleksy SHEVCHUK	10-Aug-97	 RUS	6	Cheboksary	8-Jun-13
44:24.2		Arturs MAKARS	27-Mar-97	 LAT	3	Valmiera	20-Jul-13
44:41.3		Mahendra Pratap SINGH	7-Aug-97	 IND	1	Bangalore	4-Dec-13
44:48.0		Andrey MERTSALOV	19-Jan-98	 RUS	2	Cheboksary	25-May-13
45:13.2		Jefferson CHACÓN	11-Jan-97	 VEN	2	Lima	29-Sep-13
45:16.3		César Augusto RODRÍGUEZ	26-Jun-97	 PER	3	Lima	29-Sep-13
45:16.6		Cristian MERCHÁN	1-Jun-97	 COL	4	Lima	29-Sep-13
45:20.1		Noel CHAMA	15-Sep-97	 MEX	1	Ciudad de México	17-Feb-13


High Jump

2.18	7-01.75	Jiaxu BAI	1-Nov-97	CHN	2	Donetsk	13-Jul-13
2.16	7-01	Oleksandr BARANNIKOV	23-Jan-97	UKR	4	Donetsk	13-Jul-13
2.13	6-11.75	Luis E. ZAYAS	1997	CUB	3	La Habana (EP)	17-Mar-13
2.11	6-11	Grant HOLLOWAY	19-Nov-97	USA	1	Newport News, VA	25-May-13
2.11	6-11	Yuji HIRAMATSU	11-Jan-97	 JPN	1	Wakayama	21-Sep-13
2.10	6-10.75	Shemaiah JAMES	12-Jul-97	AUS	2	Brisbane (QSAC)	9-Feb-13
2.10 (U18)	6-10.75	Danil LYSENKO	19-May-97	RUS	1	Izhevsk	12-Apr-13

Pole Vault

5.27	17-03.5	Hussein Assem AL-HIZAM	4-Jan-98	 QAT	1	Riyadh	8-May-13
5.00 (U18)	16-05	Adam HAGUE	29-Aug-97	 GBR	1	Sheffield	21-Apr-13
5.00	16-05	Paulo BENAVIDES	27-Jul-97	 USA	4	Donetsk	14-Jul-13
4.98	16-04.25	Deakin VOLZ	12-Jan-97	 USA	1	Bloomington, IN	16-May-13
4.93	16-02.25	Adam COULON	14-Oct-97	 USA	1	Tremont, IL	13-May-13
4.90	16-01	Noel DEL CERRO	16-Jun-97	 ESP	7	Mataró	3-Jul-13
4.90 (U17)	16-01	Angus ARMSTRONG	17-Mar-97	 AUS	1	Sydney (SOPAC)	9-Nov-13

Long Jump



7.90 / 25-11	1.8	Anatoliy RYAPOLOV	31-Jan-97	 RUS	1	Chelyabinsk	22-Jun-13
7.56 / 24-09.75	-0.7	Peifeng ZHONG	3-Mar-97	 CHN	2	Weifang	13-Apr-13
7.41 / 24-03.75	1.7	Gabriel BITAN	1998	 ROU	1	Utrecht	19-Jul-13
7.39 / 24-03	1.9	Thierno Amadou BARRY	3-Jun-97	 GEQ	1	L'Alfas del Pi	8-Jun-13
7.36 / 24-01.75	1.8	Yasser TRIKI	24-Mar-97	 ALG	1	Béjaïa	7-Jun-13
7.35 / 24-01.5	0.3	Gregory ABELLI	6-Oct-97	 FRA	2	Gagny	30-Jun-13
7.35 / 24-01.5	0.8	Koki SHIMIZU	1997	 JPN	1	Chofu	7-Oct-13
7.33 / 24-00.75	-0.3	Brett WINNEGAN	1997	 USA	1	Greensboro, NC	25-Jul-13

Triple Jump




16.63 / 54-06.75	1.8	Lázaro MARTÍNEZ	3-Nov-97	 CUB	1	Donetsk	13-Jul-13
15.95 / 52-04	-0.1	Oleksandr MALOSILOV	6-Jun-97	 UKR	4	Donetsk	13-Jul-13
15.70 / 51-06.25	0.4	Pavlo BEZNIS	17-Jun-97	 UKR	6	Donetsk	13-Jul-13
15.57 / 51-01	-0.2	Tobia BOCCHI	7-Apr-97	 ITA	1	Brasília (CECAF)	3-Dec-13
15.55 / 51-00.25	0.1	Obrien WASOME	24-Jan-97	 JAM	1	Kingston (NS), JAM	16-Jun-13
15.53 / 50-11.5	1.6	Nazim BABAYEV	1997	 AZE	1	Utrecht	17-Jul-13
15.48 / 50-09.5	1.4	Miguel VAN ASSEN	30-Jul-97	 SUR	4q2	Donetsk	12-Jul-13
15.46 / 50-08.75	1.3	Fabian Ime EDOKI	30-Mar-98	 NGR	4	Calabar	20-Jun-13
15.36 / 50-04.75	0.5	Peifeng ZHONG	3-Mar-97	 CHN		Weifang	14-Apr-13
15.26 / 50-00.75	0.0	Yasser TRIKI	24-Mar-97	 ALG	3	Biskra	8-Mar-13

Shot Put (5kg)




22.33	73-03.75	Konrad BUKOWIECKI	17-Mar-97	 POL	1	Warszawa	26-May-13
20.34	66-08.75	Andrei TOADER	26-May-97	 ROU	1	Bucuresti	28-Jun-13
19.29	63-03.5	Joseph MAXWELL	1998	 CAN	1	Toronto (TFC)	15-Jun-13
18.91	62-00.5	Clemens PRÜFER	1997	 GER	2	Rostock	26-Jul-13

18.87	61-11	Jianping HAN	2-Jan-97	 CHN	1	Nanjing	19-Aug-13
18.67	61-03	Wictor PETERSSON	1998	 SWE	1	Hässleholm	27-Jul-13

Discus (1.5kg)

62.80	206-00	Yulong CHENG	1-Feb-97	 CHN	3	Donetsk	13-Jul-13
62.11	203-09	Bence HALÁSZ	4-Aug-97	 HUN	1	Szombathely	3-Jul-13
58.35	191-05	Konrad BUKOWIECKI	17-Mar-97	 POL	2	Utrecht	18-Jul-13
57.93	190-00	Wictor PETERSSON	1998	 SWE	1	Vellinge	15-Jun-13
57.77	189-06	Olof ÖSTENBERG	1-Jan-97	 SWE	2	Stockholm	7-Sep-13
57.67	189-02	Kenneth BRINSON JR.	9-Apr-97	 USA	3	Edwardsville, IL	26-Jun-13
56.69	186-00	Clemens PRÜFER	1997	 GER	3	Rostock	27-Jul-13

Hammer (5kg)

78.04	256-00	Bence HALÁSZ	4-Aug-97	 HUN	1	Szombathely	18-Sep-13
74.13	243-02	Aléxios PRODANÁS	22-Feb-97	 GRE	1	Tríkala	22-Jun-13
73.73	241-10	Yuanbo DING	26-Jan-97	 CHN	1	Nanjing	20-Aug-13
70.92	232-08	Petr NEKIPORETS	6-May-97	 RUS	4	Chelyabinsk	22-Jun-13
69.81	229-00	Péter SZENTIVÁNSZKY	1998	 HUN	2	Szombathely	3-Aug-13
69.33 (U17)	227-05	Ville JÄRVINEN	3-Jan-97	 FIN	1	Turku	23-Aug-13
69.26	227-03	Adam Patrick KING	2-Feb-97	 IRL	1	Colwyn Bay	3-Aug-13
69.06	226-07	Tiziano DI BLASIO	26-Jul-97	 ITA	1	Bressanone	18-May-13

Javelin (700g)

78.65	258-00	Lassi SAARINEN	10-Mar-97	 FIN	1q1	Donetsk	12-Jul-13
78.28	256-10	Oliver HELANDER	1-Jan-97	 FIN	2	Janakkala	12-Jun-13
77.33	253-08	Simon LITZELL	11-Feb-97	 SWE	1	Östersund	21-May-13
72.07	236-05	Boris BEZDOLNIY	1-Apr-97	 RUS	1	Krasnodar	2-Feb-13
71.27	233-10	Oleksandr KOZUBSKYY	14-Jul-97	 UKR	1	Kharkiv	22-Jun-13

70.53	231-04	Anderson PETERS	21-Oct-97	GRN	8q1	Donetsk	12-Jul-13
70.41	231-00	Jen-Wei TSAI	20-Jun-97	TPE	1	Nanjing	19-Aug-13
70.10	230-00	José Emmanuel MUNGUÍA	19-Apr-97	MEX	9q1	Donetsk	12-Jul-13

GIRLS

100 Meters

11.35	1.7	Iréne EKELUND	8-Mar-97	SWE	1	Kil	8-Jun-13
11.41 A	1.8	Alleandra WATT	12-Mar-97	USA	2r1	Denver, CO	1-Jun-13
11.50 A	0.7	Shayna YON	29-Mar-97	USA	1r5	Albuquerque, NM	8-Jun-13
11.54 (HS)	1.4	Kaylin WHITNEY	9-Mar-98	USA	1	Gainesville, FL	5-Apr-13
11.54	1.6	Ewa SWOBODA	26-Jul-97	POL	1	Lódz	26-Jul-13
11.55	0.9	Krystal SPARLING	1997	USA	1	Miramar, FL	17-Apr-13

200 Meters

22.92	-0.1	Iréne EKELUND	8-Mar-97	SWE	1	Donetsk	14-Jul-13
23.40	0.8	Kaylin WHITNEY	9-Mar-98	USA	1	Jacksonville, FL	3-May-13
23.65 A	-2.0	Alleandra WATT	12-Mar-97	USA	2r1	Lakewood, CO	18-May-13
23.77 (U15)	2.0	Tagece DUGGAN	18-Aug-98	JAM	1	Kingston (NS), JAM	16-Mar-13
23.77 (U17)	-0.4	Lynna IRBY	1998	USA	1	Greensboro, NC	27-Jul-13
23.78	-0.3	Krystal SPARLING	1997	USA	2	Palm Beach Garde	25-Apr-13

400 Meters

53.44 (U18)		Tiffany JAMES	31-Jan-97	JAM	1	Kingston (NS), JAM	16-Jun-13
53.59		Karrington WINTERS	4-Apr-97	USA	1r1	Columbus, OH	8-Jun-13
53.65		Guifen HUANG	20-Aug-97	CHN	1	Nanjing	20-Aug-13
53.78 A		Alleandra WATT	12-Mar-97	USA	2	Littleton, CO	27-Apr-13
53.90 (U16)		Jessica THORNTON	12-Apr-98	AUS	1	Townsville	7-Dec-13

53.99	Farrah SUBER	9-May-97	USA	2	Richmond, VA	10-May-13
54.00	Brittany ELLIS	1-Sep-97	USA	3	Edwardsville, IL	26-Jun-13
54.14	Edidiong Ofonime ODIONG	13-Mar-97	NGR	5	Donetsk	12-Jul-13
54.16 (U17)	Lynna IRBY	1998	USA	1	Greensboro, NC	28-Jul-13
54.22	Hendrikje RICHTER	1997	GER	1	Rostock	27-Jul-13
54.23 A	Nicole MONTGOMERY	1997	USA	1r2	Lakewood, CO	18-May-13
54.26	María SIMANCAS	13-Jan-97	VEN	1	Barquisimeto	24-May-13

800 Meters

2:05.28 (U17)	Anjana Dhavalu THAMKE	16-Nov-97	IND	1	Etawah	2-Feb-13
2:05.82	Mareen KALIS	21-May-97	GER	1	Rostock	27-Jul-13
2:06.42	Elena BELLÒ	18-Jan-97	ITA	4	Milano	27-Jul-13
2:06.54	Alexa EFRAIMSON	20-Feb-97	USA	1	Kent, WA	18-May-13
2:06.63	Caelidh ROSS	17-Aug-97	GBR	6r1	Watford	7-Aug-13
2:06.75	Ersula FARROW	20-Nov-97	USA	3sf2	Donetsk	12-Jul-13

1500 Meters

4:07.27	Gudaf TSEGAY	23-Jan-97	ETH	1r1	Ninove	27-Jul-13
4:16.00	Alexa EFRAIMSON	20-Feb-97	USA	5	Portland, OR	8-Jun-13
4:16.20	Nana KURAOKA	1997	JPN	2	Oita	31-Jul-13
4:16.41	Bobby CLAY	19-May-97	GBR	4	Donetsk	13-Jul-13
4:17.81	Iveen CHEPKEMOI	20-Aug-97	KEN	2h2	Donetsk	10-Jul-13

3000 Meters

8:58.74	Lilian Kasait RENGERUK	3-May-97	KEN	1	Donetsk	10-Jul-13
9:00.06	Berhan DEMIESA	3-Jan-97	ETH	2	Donetsk	10-Jul-13
9:01.63	Silenat YISMAW	19-Mar-97	ETH	3	Donetsk	10-Jul-13
9:08.22	Nozomi M. TAKAMATSU	31-Aug-97	JPN	5	Oita	3-Aug-13

9:13.24	Fukiko ANDO	20-Jul-97	 JPN	10	Oita	3-Aug-13
---------	-----------------------------	-----------	---	----	------	----------





2000m Steeplechase

6:12.0	Rosefine CHEPNGETICH	17-Jun-97	 KEN	1	Nairobi	11-Jun-13
6:40.70	Nicole REINA	25-Sep-97	 ITA	5	Donetsk	14-Jul-13
6:43.88	Lea MEYER	1997	 GER	2	Schweinfurt	22-Jun-13
6:45.45	Lili Anna TÓTH	1998	 HUN	1	Utrecht	15-Jul-13



100m Hurdles



13.32	0.0	Rushelle BURTON	4-Dec-97	 JAM	4	Donetsk	11-Jul-13
13.39	0.0	Stephanie AMADOR	29-Apr-97	 CUB	1	La Habana (EP)	15-Jun-13
13.40	0.0	Chantal BUTZEK	 29-Feb-97	 GER	6	Donetsk	11-Jul-13
13.57	2.0	Jessi LANDSTRÖM	21-Mar-97	 FIN	1	Seinäjoki	8-Aug-13
13.60	1.1	Inara CORTEZ	28-Jul-97	 ECU	1	Lima	28-Sep-13
13.68	0.1	Paula HASSE	1997	 GER	2	Rostock	26-Jul-13
13.68	-0.7	Nana FUJIMORI	21-May-97	 JPN	1	Chofu	6-Oct-13

400m Hurdles

58.89		Alexandra AITKEN	24-Sep-97	 CAN	2	Oshawa	8-Jun-13
58.92		Eileen DEMES	13-Oct-97	 GER	4	Donetsk	13-Jul-13
59.77 (U17)		Jessica DUCKETT	1997	 USA	1	Ypsilanti, MI	31-Jul-13
59.95		Aneja SIMONCIC	1998	 SLO	1	Slovenj Gradec	30-Jun-13

5000m Racewalk

22:39.3		Noemi STELLA	2-Feb-97	 ITA	1	Bari	4-May-13
23:35.2		Mariya LOSINOVA	2-Mar-97	 RUS	3	Cheboksary	25-May-13
23:43.6		Karla JARAMILLO	21-Jan-97	 ECU	1	Lima	28-Sep-13

23:44.3		Xianghua XIAO	19-Feb-97	 CHN	6	Donetsk	13-Jul-13
23:46.3		Anastasiya EVACHEVA	20-Nov-97	 RUS	7	Cheboksary	8-Jun-13

High Jump


1.90 (hep)	6-02.75	Morgan LAKE	12-May-97	 GBR	1u2	Donetsk	12-Jul-13
1.85	6-00.75	Sofya VORONINA	22-Oct-97	 RUS	1	Brasília (CECAF)	30-Nov-13
1.84	6-00.5	Nawal MENIKER	9-Dec-97	 FRA	1	Montpellier	23-Jun-13
1.83	6-00	Vashti CUNNINGHAM	18-Jan-98	 USA	1	Las Vegas, NV	27-Apr-13
1.83 (hep)	6-00	Elina KAKKO	12-Jan-97	 FIN	u#	Hyvinkää	25-May-13
1.83	6-00	Michaela HRUBÁ	21-Feb-98	 CZE	1	Uherské Hradiště	27-Jun-13
1.82 (U18)	5-11.5	Alysha BURNETT	4-Jan-97	 AUS	2	Townsville	7-Dec-13
1.81 A	5-11.25	Ximena Lizbeth ESQUIVEL	22-Aug-97	 MEX	1	Querétaro	10-Feb-13
1.80	5-10.75	Paulina BORYS	14-May-98	 POL	2	Ilawa	21-Jun-13
1.80 (U16)	5-10.75	Clare GIBSON	15-Feb-98	 AUS	1	Townsville	7-Dec-13

Pole Vault


4.40 A	14-05.25	Robeilys PEINADO	26-Nov-97	 VEN	2	Medellín	25-Aug-13
4.31 (U18)	14-01.75	Nina KENNEDY	5-Apr-97	 AUS	1	Perth, AUS	12-Mar-13
4.16	13-07.75	Kaitlyn MERRITT	27-Mar-97	 USA	1	Arcadia, CA	6-Apr-13
4.11	13-05.75	Stina SEIDLER	1998	 GER	1	Rostock	26-Jul-13
4.07	13-04.25	Angelica MOSER	9-Oct-97	 SUI	1	Utrecht	19-Jul-13
4.03 (U17)	13-02.5	Zoe MCKINLEY	12-Aug-97	 USA	1	Springtown, TX	20-Jun-13
4.02	13-02.25	Elina LAMPELA	18-Feb-98	 FIN	2	Utrecht	19-Jul-13
4.01 (U16)	13-01.75	Elienor WERNER	5-May-98	 SWE	1	Göteborg (Ullevi)	30-Jun-13
4.00	13-01.5	Emma PHILIPPE	1-Jun-97	 AUS	2	Sydney (SOPAC)	18-Jan-13
4.00	13-01.5	Chaoqun LI	20-Feb-97	 CHN	1	Nanjing	20-Aug-13

Long Jump



6.40 / 21-00	1.5	Courtney CORRIN	13-Dec-97	 USA	1	Edwardsville, IL	25-Jun-13
6.19 / 20-03.75	1.6	Anastasiya SELEZNEVA	15-Apr-97	 RUS	1	Chelyabinsk	22-Jun-13
6.16 / 20-02.5	0.8	Margaux JONES	11-Feb-97	 USA	1c1	Walnut, CA	18-May-13
6.15 / 20-02	0.6	Abigail ADJEI	1997	 GER	1	Friedrichsthal	10-Jul-13
6.11 / 20-00.5	-0.8	Anastasiya RYBINA	9-Sep-97	 RUS	3	Chelyabinsk	22-Jun-13
6.11 / 20.00.5	1.0	Sharin OZIEGBE	1998	 GER	1	Gelnhausen	26-Jun-13

Triple Jump

13.31 / 43-08	1.0	Marie Josée EBWEA BILE	7-Mar-97	 FRA	5	Donetsk	12-Jul-13
13.04 / 42-09.5	0.7	Tina BOŽIC	1997	 SLO	3	Nova Gorica	1-Jun-13

Shot Put (3kg)

19.17	62-10.75	Alëna BUGAKOVA	24-Apr-97	 RUS	1	Chelyabinsk	21-Jun-13
17.74	58-02.5	Anika NEHLS	15-Apr-97	 GER	1	Neubrandenburg	8-Jun-13
17.63	57-10.25	Linying WEI	1997	 CHN	2	Brasilia (CECAF)	3-Dec-13
17.32	56-10	Alina KENZEL	10-Aug-97	 GER	1	Regensburg	30-Jun-13
16.98	55-08.5	Maria Fernanda OROZCO	25-Jan-98	 MEX	1	Bahía Banderas	5-Apr-13
16.84	55-03	Yu DONG	20-Jan-98	 CHN	1	Nanjing	21-Aug-13
16.41	53-10.25	Sarah SCHMIDT	9-Jul-97	 GER	4	Rostock	26-Jul-13
16.16	53-00.25	Yusun JEONG	19-Dec-97	 KOR	1	Yeosu	7-Jun-13

Discus

50.63	166-01	Kirsty WILLIAMS	13-Jan-97	 AUS	1	Brisbane (UQ)	4-Oct-13
49.28	161-08	Kangping SUN	7-Mar-97	 CHN	1	Nanjing	22-Aug-13
49.04	160-11	Lara KEMPKA	7-Sep-97	 GER	1	Schweinfurt	22-Jun-13
48.22 (U18)	158-02	Liandri GEEL	14-Jul-97	 RSA	1	East London	21-Mar-13
47.68	156-05	Alina KENZEL	10-Aug-97	 GER	2	Rostock	27-Jul-13
47.28	155-01	Alyona BYELYAKOVA	21-Dec-98	 UKR	1	Yalta	29-Sep-13

47.19	154-10	Alëna BUGAKOVA	24-Apr-97	 RUS	1	Chelyabinsk	22-Jun-13
-------	--------	--------------------------------	-----------	---	---	-------------	-----------

Hammer (3kg)

71.76	235-05	Zsófia BÁCSKAY	18-Mar-97	 HUN	1	Veszprém	9-May-13
68.31	224-01	Beatrice Nedberg LLANO	14-Dec-97	 NOR	4	Donetsk	13-Jul-13
67.92	222-10	Anastasiya MASLOVA	16-Oct-97	 BLR	1	Brest, BLR	27-Apr-13
67.31	220-10	Alexandra HULLEY	24-Jul-97	 AUS	2q2	Donetsk	12-Jul-13
64.39	211-03	Sofya PALKINA	9-Jun-98	 RUS	1	Almaty	19-Sep-13

Javelin (500g)

57.95	190-01	Hanna TARASIUK	30-Oct-97	 BLR	1	Brasília (CECAF)	2-Dec-13
56.97	186-11	Ilaria CASAROTTO	9-Feb-97	 ITA	1	Roma (Farnesina)	9-Jun-13
56.61	185-08	Eda TUGSUZ	27-Mar-97	 TUR	1	Utrecht	19-Jul-13
55.15 (U18)	180-11	Jo-Ane VAN DYK	3-Oct-97	 RSA	1	East London	23-Mar-13
54.92	180-02	Natálie DURCÁKOVÁ	5-Jun-97	 CZE	1	Olomouc	4-May-13
54.31	178-02	Youngin KANG	7-Sep-97	 KOR	1	Nanjing	21-Aug-13
53.60	175-10	Laine DONANE	1998	 LAT	2	Ventspils	14-Jun-13
53.00	173-11	Fabienne SCHÖNIG	27-Jul-97	 GER	1	Rostock	26-Jul-13
52.09	170-10	Tjaša STANKO	5-Nov-97	 SLO	5	Utrecht	19-Jul-13

2010 Youth Olympic Games Medallists

Boys' Events

	<u>Gold</u>		<u>Silver</u>		<u>Bronze</u>	
100 m	Odane Skeen Jamaica (JAM)	10.42 PB	Masaki Nashimoto Japan (JPN)	10.51 PB	David Bolarinwa Great Britain (GBR)	10.51
200 m	Xie Zhenye China (CHN)	21.22	Keisuke Homma Japan (JPN)	21.27	Patrick Domogala Germany (GER)	21.36
400 m	Luguelin Santos Dominican Republic (DOM)	47.11	Ruan Greyling South Africa (RSA)	47.22 PB	Alphas Kishoyian Kenya (KEN)	47.24 PB
1000 m	Mohammed Geleto Ethiopia (ETH)	2:19.54 PB	Hamza Driouch Qatar (QAT)	2:21.25	Charlie Grice Great Britain (GBR)	2:21.85 PB
3000 m	Abrar Osman Eritrea (ERI)	8:07.24	Fekru Jebesa Ethiopia (ETH)	8:08.53	Hicham Sigueni Morocco (MAR)	8:08.55 SB
110 m hurdles	Nicholas Hough Australia (AUS)	13.37 PB	Dongqiang Wang China (CHN)	13.41 PB	Jussi Kanervo Finland (FIN)	13.53 PB
400 m hurdles	Norge Lara Sotomayor Cuba (CUB)	50.69	Kumar Durgesh India (IND)	50.81 PB	William Mbevi Mutunga Kenya (KEN)	51.23 PB
2000 m Steeplechase	Peter Matheka Mutuku Kenya (KEN)	5:37.63 PB	Habtamu Fayisa Ethiopia (ETH)	5:39.10	Zakaria Kiprotich Uganda (UGA)	5:41.25 PB
10 km Race Walk	Igor Lyashchenko Ukraine (UKR)	42:43.9	Oscar Villavicencio Ecuador (ECU)	43:46.00 PB	Pavel Parshin Russia (RUS)	44:18.04
Medley relay	Americas Caio dos Santos Brazil (BRA) Odane Skeen Jamaica (JAM) Najee Glass United States (USA)	1:51.38	Europe David Bolarinwa Great Britain (GBR) Tomasz Kluczynski Poland (POL) Marco Lorenzi Italy (ITA)	1:52.11	Oceania Lepani Naivalu Fiji (FIJ) John Rivan Papua New Guinea (PNG) Nicholas Hough Australia (AUS)	1:52.71
High Jump	Luguelin Santos Dominican Republic (DOM)		Nikita Uglov Russia (RUS)		Raheen Williams Australia (AUS)	
	Dmitry Kroytor Israel (ISR)	2.19	Brandon Starc Australia (AUS)	2.19 PB	Viktor Chernysh Ukraine (UKR)	2.17 PB
Pole Vault	Didac Salas Spain (ESP)	5.05 PB	Thiago Braz da Silva Brazil (BRA)	5.05 PB	Theodoros Chrysanthopoc Greece (GRE)	4.95 PB
Long Jump	Caio dos Santos Brazil (BRA)	7.69	Sho Matsubara Japan (JPN)	7.65 PB	Rudolph Pienaar South Africa (RSA)	7.53 PB
Triple Jump	Radame Fabar Sanchez Cuba (CUB)	16.37 PB 53-08.5	Fu Haitao China (CHN)	16.14 PB 52-11.5	Georgi Tsonov Bulgaria (BUL)	15.80 51-10
Shot Put	Krzysztof Brzozowski Poland (POL)	23.23 WYB	Jackson Gill New Zealand (NZL)	22.60 PB	Dennis Lewke Germany (GER)	21.22 PB
Discus throw	Jacques Du Plessis South Africa (RSA)	63.94 PB	Arjur Arjun India (IND)	62.52	Jaromir Mazgal Czech Republic (CZE)	60.31
Hammer throw	Liu Binbin China (CHN)	73.99 PB	Alexandros Poursanidis Cyprus (CYP)	70.3	Balazs Toreky Hungary (HUN)	70.13
Javelin throw	Braian Toledo Argentina (ARG)	81.78 268-04	Devin Bogert United States (USA)	76.88 PB 252-03	Intars Isejevs Latvia (LAT)	74.23 PB 243-06

Girls' Events

	Gold		Silver		Bronze	
100 m	Josephine Omaka Nigeria (NGR)	11.58	Myasia Jacobs United States (USA)	11.64	Fany Chalas Dominican Republic (DOM)	11.65 SB
200 m	Nkiruka Florence Nwakwe Nigeria (NGR)	23.46 PB	Tynia Gaither Bahamas (BAH)	23.68 PB	Olivia Ekpone United States (USA)	23.75 PB
400 m	Robin Reynolds United States (USA)	52.57 SB	Bianca Razor Romania (ROU)	53.10	Bukola Abogunloko Nigeria (NGR)	53.47
1000 m	Tizita Ashame Ethiopia (ETH)	2:43.24 PB	Andrina Schlaepfer Switzerland (SUI)	02:43.8	Damaris Muthee Kenya (KEN)	2:45.42 PB
3000 m	Gladys Chesir Kenya (KEN)	9:13.58 PB	Moe Kyuma Japan (JPN)	09:23.7	Samrawit Mengisteab Eritrea (ERI)	9:33.53
100 m hurdles	Ekaterina Bleskina Russia (RUS)	13.34	Michelle Jenneke Australia (AUS)	13.46 PB	Noemi Zbaeren Switzerland (SUI)	13.5
400 m hurdles	Aurelie Chaboudez France (FRA)	58.41 PB	Stina Troest Denmark (DEN)	58.88 PB	Olena Kolesnychenko Ukraine (UKR)	59.25
2000 m Steeplechase	Virginia Nyambura Kenya (KEN)	6:29.97 PB	Tsehynesh Tsenga Ethiopia (ETH)	6:37.81	Oksana Raita Ukraine (UKR)	6:41.49 PB
5 km Race Walk	Anna Clemente Italy (ITA)	22:27.38 PB	Mao Yanxue China (CHN)	22:29.42 PB	Nadezda Leontyeva Russia (RUS)	22:35.05
Medley relay	Americas Myasia Jacobs United States (USA)	2:05.62	Africa Josephine Omaka Nigeria (NGR)	2:06.19	Europe Annie Tagoe Great Britain (GBR)	2:07.59
	Tynia Gaither Bahamas (BAH)		Nkiruka Florence Nwakwe Nigeria (NGR)		Anna Bongiorno Italy (ITA)	
	Rashan Brown Bahamas (BAH)		Izelle Neuhoff South Africa (RSA)		Sonja Mosler Germany (GER)	
	Robin Reynolds United States (USA)		Bukola Abogunloko Nigeria (NGR)		Bianca Razor Romania (ROU)	
High Jump	Maria Kuchina Russia (RUS)	1.89	Alessia Trost Italy (ITA)	1.86	Aneta Rydz Poland (POL)	1.79 PB
Pole Vault	Angelica Bengtsson Sweden (SWE)	4.30	Elizabeth Parnov Australia (AUS)	4.25	Ganna Shelekh Ukraine (UKR)	4.20
Long Jump	Lena Malkus Germany (GER)	6.40	Alina Rotaru Romania (ROU)	6.38	Le'Tristan Pledger United States (USA)	6.17 PB
Triple Jump	Khadijatou Sagnia Sweden (SWE)	13.56 PB 44-06	Sokhna Galle France (FRA)	13.04 42-09.5	Ganna Aleksandrova Ukraine (UKR)	12.64 41-05.75
Shot Put	Natalia Troneva Russia (RUS)	15.66 PB	Gu Siyu China (CHN)	15.49	Anna Wloka Poland (POL)	15.48
Discus throw	Shanice Craft Germany (GER)	55.49 PB	Krisztina Váradi Hungary (HUN)	49.92	Heidi Schmidt Sweden (SWE)	47.57 PB
Hammer throw	Alexia Sedykh France (FRA)	59.08	Alena Navahrodskaya Belarus (BLR)	57.34	Xia Youlian China (CHN)	56.62
Javelin throw	Kateryna Derun Ukraine (UKR)	54.59 PB 179-01	Lismania Munoz Barcelay Cuba (CUB)	52.40 171-11	Hannah Carson United States (USA)	50.64 166-02